


Key-type Selector Switch A22K

Install in 22-dia. or 25-dia. Panel Cutout

- Easy mounting and removal of Switch Unit.
- Increase wiring efficiency with three-row mounting of Switch Blocks.
- Finger protection mechanism on Switch Unit provided as a standard feature.
- Use 25-dia. ring to install in 25-dia. panel cutouts.
- Mounted using either open-type (fork-type) or closed-type (round-type) crimp terminals.
- IP65 oil resistance
- EN60947-5-1
- UL and cUL approved (File No. E41515).

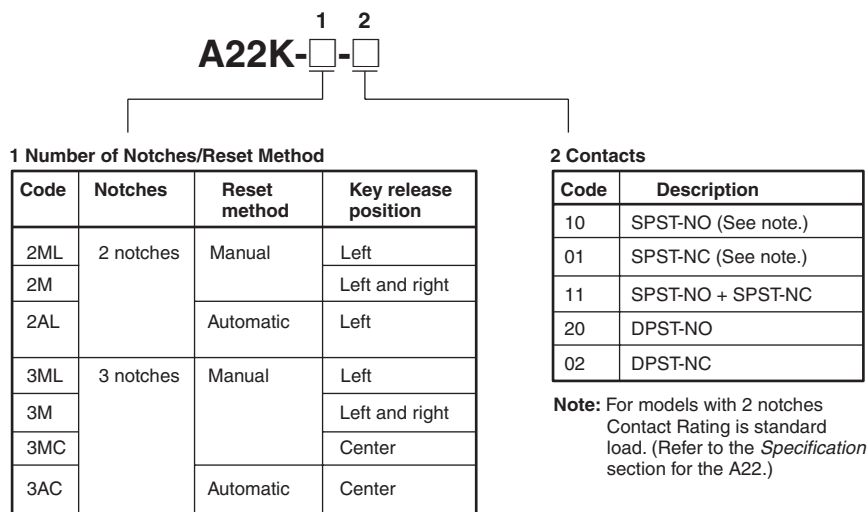


Model Number Structure

Model Number Legend

Completely Assembled

Shipped as a set which includes the Selector and Switch.



Subassembled

The Selector, Lamp, or Switch can be ordered separately. Use them in combination for models that are not available as assembled Units. These can also be used as inventory for maintenance parts.

1. Selector

A22K-¹
□

1 Number of Notches/Reset Method

| Code | Notches | Reset method | Key release position |
|------|-----------|--------------|----------------------|
| 2ML | 2 notches | Manual | Left |
| 2M | | | Left and right |
| 2AL | | Automatic | Left |
| 3ML | 3 notches | Manual | Left |
| 3M | | | Left and right |
| 3MC | | | Center |
| 3AC | | Automatic | Center |

2. Switch

Non-lighted

A22-¹
□M

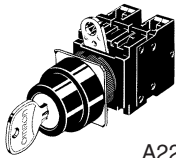



























1 Contacts

| Code | Description |
|------|-------------------------------|
| 10 | SPST-NO (2-notch models only) |
| 01 | SPST-NC (2-notch models only) |
| 11 | SPST-NO + SPST-NC |
| 20 | DPST-NO |
| 02 | DPST-NC |

Ordering Information

■ List of Models

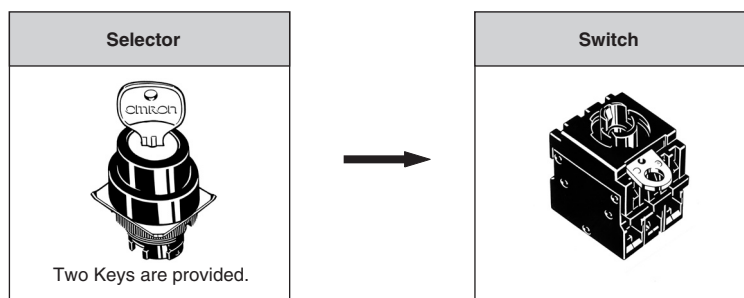
Ordering as a Set

| Appearance | Number of notches | Reset method | Output | Key release position | Model | Color of Selector | |
|-----------------------------------------------------------------------------------------------------------------------|------------------------------------------------------------------------------------------------|-----------------------------------------------------------------------------------------------|---------------------------------------------------------------------------------------|---------------------------------------------------------------------------------------|---------------------------------------------------------------------------------------|-------------------|---------------------------------------------------------------------------------------|
| Key-type Selector Switch  A22K | 2 notches | Manual  | SPST-NO |  | A22K-2ML-10 | Black | |
| | | | |  | A22K-2M-10 | | |
| | | | SPST-NC |  | A22K-2ML-01 | | |
| | | | |  | A22K-2M-01 | | |
| | | | SPST-NO + SPST-NC |  | A22K-2ML-11 | | |
| | | | |  | A22K-2M-11 | | |
| | | | DPST-NO |  | A22K-2ML-20 | | |
| | | | |  | A22K-2M-20 | | |
| | | | DPST-NC |  | A22K-2ML-02 | | |
| | | | |  | A22K-2M-02 | | |
| | Automatic  | | | SPST-NO |  | A22K-2AL-10 | |
| | | | | | | SPST-NC | A22K-2AL-01 |
| | | | | | | SPST-NO + SPST-NC | A22K-2AL-11 |
| | | | | | | DPST-NO | A22K-2AL-20 |
| | | | | | | DPST-NC | A22K-2AL-02 |
| | 3 notches | Manual  | | SPST-NO + SPST-NC |  | A22K-3ML-11 | |
| | | | | |  | A22K-3M-11 | |
| | | | | |  | A22K-3MC-11 | |
| | | | | DPST-NO |  | A22K-3ML-20 | |
| | | | | |  | A22K-3M-20 | |
|  | | | | | A22K-3MC-20 | | |
| DPST-NC | | | |  | A22K-3ML-02 | | |
| | | | |  | A22K-3M-02 | | |
| | | | |  | A22K-3MC-02 | | |
| Automatic  | | | | | | SPST-NO + SPST-NC |  |
| | | DPST-NO |  | | | A22K-3AC-20 | |
| | | DPST-NC |  | | | A22K-3AC-02 | |

Note: Two Keys are provided.

Pushbutton Switches

Ordering Individually



Selector

(Color: Only Black is available)

| Appearance | Number of notches | Reset method | Key release position | Model | |
|------------|-------------------|--------------|----------------------|----------|----------|
| | 2 notches | Manual | | A22K-2ML | |
| | | | | A22K-2M | |
| | | Automatic | | A22K-2AL | |
| | | | | A22K-2M | |
| | 3 notches | Manual | | | A22K-3ML |
| | | | | | A22K-3M |
| | | | | A22K-3MC | |
| | | Automatic | | A22K-3AC | |

Note: Two keys are provided.

Switch

| Appearance | Classification | | Model | |
|------------|----------------|--------------------------------------------|-------------------|---------|
| | Lighted | Socket (without voltage-reduction circuit) | SPST-NO | A22-10M |
| | | | SPST-NC | A22-01M |
| | | | SPST-NO + SPST-NC | A22-11M |
| | | | DPST-NO | A22-20M |
| | | | DPST-NC | A22-02M |

Note: DPST-NO + DPST-NC combination is also possible.

Accessories

| Appearance | Model |
|------------|--------|
| | A22K-K |

Note: Two keys are provided.

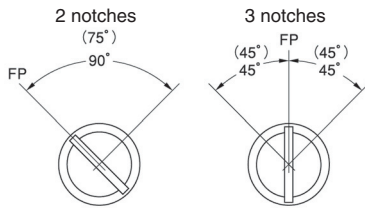
Accessories

The A22K uses the same accessories as the A22. Refer to the relevant information in the corresponding section for the A22.

Specifications

With the exception of the following items, the specifications are the same as for the A22. Refer to the relevant information in the *Specifications* section for the A22.

■ Operation Angle



- Note:** 1. The angles in parentheses are for automatic-reset models.
 2. FP: Free position

■ Contacts

2-notch Type

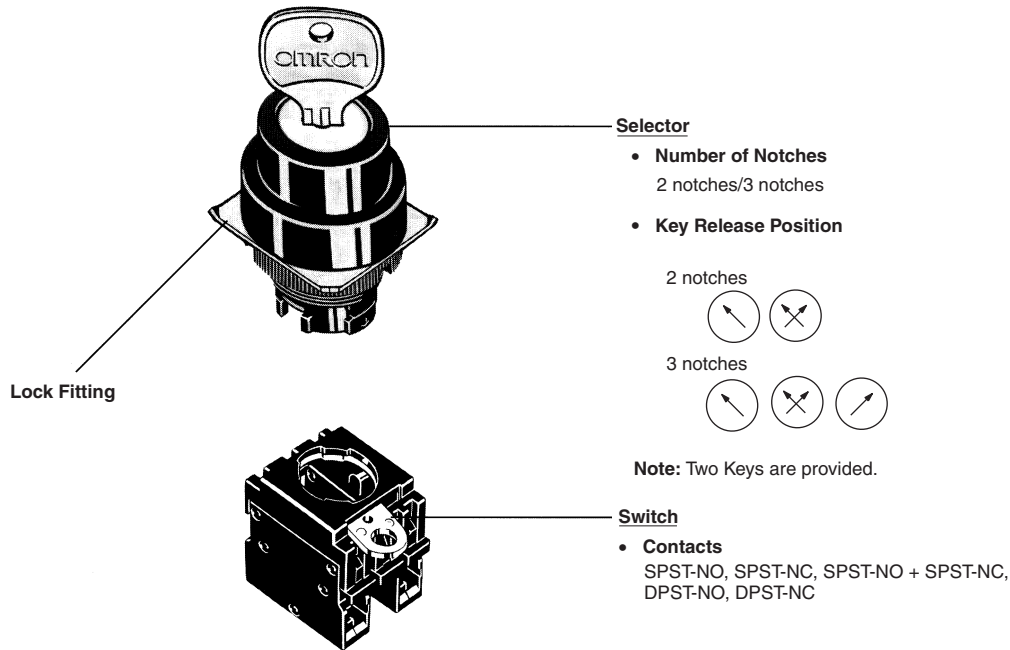
| Knob position | SPST-NO | SPST-NC | SPST-NO + SPST-NC | DPST-NO | DPST-NC |
|---------------|---------|---------|-------------------|---------|---------|
| | | | | | |
| | | | | | |

3-notch Type

| Knob position | SPST-NO + SPST-NC | DPST-NO | DPST-NC |
|---------------|-------------------|---------|---------|
| | | | |
| | | | |
| | | | |

Pushbutton Switches

Nomenclature

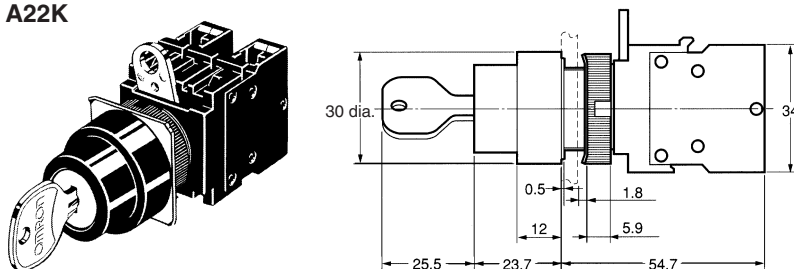


Dimensions

Note: All units are in millimeters unless otherwise indicated.

■ Key-type Selector Switch

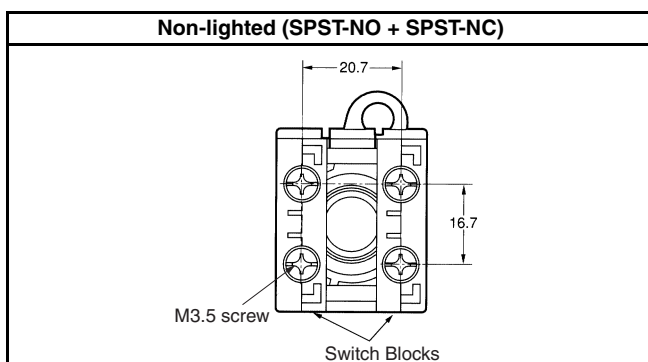
A22K



■ Accessories

The A22K uses the same accessories as the A22. Refer to the relevant information in the corresponding section for the A22.

■ Terminal Arrangement (Bottom View)

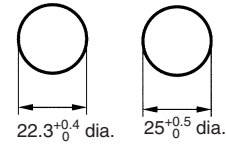


Terminal Connection

| Type | Terminal connection |
|-------------|-------------------------------------------------------|
| Non-lighted | <p style="text-align: center;">Bottom view</p> |

Note: The above terminal connection diagrams are examples for SPST-NO + SPST-NC.

Panel Cutouts (Top View)



- Note:**
1. When applying coating such as paint to the panel, the dimensions should be those after the application of coating. Lock fitting is provided as a standard item.
 2. Recommended panel thickness: 1 to 5 mm.
 3. Use an A22Z-R25 Ring when mounting to a panel with 25-mm holes.

Installation

The A22K uses the same installation method as the A22. Refer to the relevant information in the *Installation* section for the A22.

Precautions

The precautions for the A22K are the same as those for the A22. Refer to the relevant information in the *Precautions* section for the A22 and the *Technical Information for Pushbutton Switches* (Cat. No. A143).

ALL DIMENSIONS SHOWN ARE IN MILLIMETERS.

To convert millimeters into inches, multiply by 0.03937. To convert grams into ounces, multiply by 0.03527.

Cat. No. A130-E1-02

In the interest of product improvement, specifications are subject to change without notice.